



Hawai'i Rates Dashboard

Glenn Barnes

Environmental Finance Center

The University of North Carolina at Chapel Hill

919-962-2789

glennbarnes@sog.unc.edu




Data: Friend or Foe?

- Data are useful for communicating with decision makers and the public
- But data can be overwhelming, and data can be misinterpreted
- Small systems may not think they have the capacity to gather data

Common Question: Rates





Are our
rates right?




Translation:



How do our rates
compare? Is our
water cheap? Or
at least cheaper
than our
neighbors?



Water
Rate



Neighboring
system on one
side



Neighboring
system on the
other side

FY 18-19 Water & Sewer

(Effective date for the water & the billing date of 9-1-18)
 In-Town Water Rates (per)

Base Charges (includes no)
Residential
Commercial & Institutional
Industrial
1,000-5,000
5,001-10,000
10,001-15,000
15,001-20,000
20,001-25,000
Over 25,000

In-Town Sewer Rates (per)

Base Charges (includes no)
Residential
Commercial & Institutional
Industrial
1,000-5,000
5,001-10,000
10,001-15,000
15,001-20,000
20,001-25,000
Over 25,000

In-Town Sewer Rates (per)

Base Charges (includes no)
Residential
Commercial & Institutional
Industrial
1,000-5,000
5,001-10,000
10,001-15,000
15,001-20,000
20,001-25,000
Over 25,000

Residential Garage - \$21.00
 Business Garage - \$24.50

*Special Rate: Multi-unit special user demands, the 1/2 charges. New rates will be in effect.

Bulk Rates Determined

WATER / SEWER

Water - Inside Corporate Lim
 0 - 300 Cubic Feet (minimum)
 301 - 30,000 c.f.
 30,001 - 275,000 c.f.
 Over 275,000 c.f.

Water - Outside Corporate Lim
 0 - 300 Cubic Feet (minimum)
 301 - 30,000 c.f.
 30,001 - 275,000 c.f.
 Over 275,000 c.f.

Sewer - Inside Corporate Lim
 0 - 300 Cubic Feet (minimum)
 301 - 30,000 c.f.
 30,001 - 275,000 c.f.
 Over 275,000 c.f.

Sewer - Outside Corporate Lim
 0 - 300 Cubic Feet (minimum)
 301 - 30,000 c.f.
 30,001 - 275,000 c.f.
 Over 275,000 c.f.

Now: Industrial Alternate Sewer Governmental Sewer Rates at

WATER / SEWER

5/8" X 3/4" Water
 1" Water
 1 1/2" Water
 4" Sewer

WATER / SEWER

Water Lines
 Sewer Lines

Note: Lines are assessed at the time of the water or sewer

ALEXANDER
 31
 1 CUBIC
 1

HWY
 Sugar Loaf: 29-01, 29-05, 29-09
 Hwy 16: 29-02, 29-03, 29-09

Customer Change Availability
 Volume Changes +
 SUBTOTAL:
 Water service cut on transfer if flagged on fee (Transferee Fee)
 Over 275,000 c.f.
 Disconnect Fee
 Additional Discount Fees

Flat Rate Sewer On
 Sewer Capital Reserve
 TOTAL SEWER ONLY

WATER / SEWER

5/8" X 3/4" Water
 1" Water
 1 1/2" Water
 4" Sewer

Deposit:
 Service Charge Fee:
 Return Check Fee:
 Tampering Fee:

Note: Lines are assessed at the time of the water or sewer

Note: Lines are assessed at the time of the water or sewer

Note: Lines are assessed at the time of the water or sewer

Note: Lines are assessed at the time of the water or sewer

Note: Lines are assessed at the time of the water or sewer

Note: Lines are assessed at the time of the water or sewer

Note: Lines are assessed at the time of the water or sewer

Note: Lines are assessed at the time of the water or sewer

Note: Lines are assessed at the time of the water or sewer

Note: Lines are assessed at the time of the water or sewer

Note: Lines are assessed at the time of the water or sewer

Note: Lines are assessed at the time of the water or sewer

Note: Lines are assessed at the time of the water or sewer

Note: Lines are assessed at the time of the water or sewer

Note: Lines are assessed at the time of the water or sewer

Note: Lines are assessed at the time of the water or sewer

Note: Lines are assessed at the time of the water or sewer

Note: Lines are assessed at the time of the water or sewer

Note: Lines are assessed at the time of the water or sewer

Note: Lines are assessed at the time of the water or sewer

Note: Lines are assessed at the time of the water or sewer

Note: Lines are assessed at the time of the water or sewer

Note: Lines are assessed at the time of the water or sewer

Water and Sewer

Water has a base allowance of 1,000 gallons. Sewer is based on the amount of water used.

In Town Residents: \$1.00
 Out of Town Residents: \$1.50

Water Deposits - The deposit is required when a new service is installed. Residents should present a valid photo ID when making the deposit. Once water is installed, the deposit will be credited to the account.

Water Deposit
 Water Service Fee - Service fee charged on the transfer of a water service. (Transferee Fee)
 Over 275,000 c.f.
 Disconnect Fee
 Additional Discount Fees

Flat Rate Sewer On
 Sewer Capital Reserve
 TOTAL SEWER ONLY

Note: Lines are assessed at the time of the water or sewer

Note: Lines are assessed at the time of the water or sewer

Note: Lines are assessed at the time of the water or sewer

Note: Lines are assessed at the time of the water or sewer

Note: Lines are assessed at the time of the water or sewer

Note: Lines are assessed at the time of the water or sewer

Note: Lines are assessed at the time of the water or sewer

Note: Lines are assessed at the time of the water or sewer

Note: Lines are assessed at the time of the water or sewer

Note: Lines are assessed at the time of the water or sewer

Note: Lines are assessed at the time of the water or sewer

Note: Lines are assessed at the time of the water or sewer

Note: Lines are assessed at the time of the water or sewer

Note: Lines are assessed at the time of the water or sewer

Note: Lines are assessed at the time of the water or sewer

Note: Lines are assessed at the time of the water or sewer

Note: Lines are assessed at the time of the water or sewer

Note: Lines are assessed at the time of the water or sewer

Note: Lines are assessed at the time of the water or sewer

Note: Lines are assessed at the time of the water or sewer

Note: Lines are assessed at the time of the water or sewer

Note: Lines are assessed at the time of the water or sewer

Note: Lines are assessed at the time of the water or sewer

Note: Lines are assessed at the time of the water or sewer

Note: Lines are assessed at the time of the water or sewer

Note: Lines are assessed at the time of the water or sewer

Note: Lines are assessed at the time of the water or sewer

Note: Lines are assessed at the time of the water or sewer

Note: Lines are assessed at the time of the water or sewer

Oct 03 17:01:46

BUDGET ORDINANCE

WATER AND SEWER RATES

Effective July 1, 2017
 The Town of Asheville

Water Inside:
 First 3000 Gallons
 Cost per thousand

Water Outside:
 First 3000 Gallons
 Cost per thousand

Minimum Tap Fee
 First 3000 Gallons
 Cost per thousand

Sewer Inside:
 First 3000 Gallons
 Cost per thousand

Sewer Outside:
 First 3000 Gallons
 Cost per thousand

Landfill:
 T1 (42)
 T1 (42)

Water/Sewer Deposits:
 Deposit for 1" meter
 Daily rental fee
 Deposit for 2" meter
 Daily rental fee
 Trash/Recycling Absent Cart Fee (per cart)

TAP FEE:
 Water:
 1/2" Tap
 Larger Sizes
 Sewer:
 1/2" Tap
 Larger Sizes
 Bore (if required)

Note: Lines are assessed at the time of the water or sewer

Note: Lines are assessed at the time of the water or sewer

Note: Lines are assessed at the time of the water or sewer

Note: Lines are assessed at the time of the water or sewer

Note: Lines are assessed at the time of the water or sewer

Note: Lines are assessed at the time of the water or sewer

Note: Lines are assessed at the time of the water or sewer

Note: Lines are assessed at the time of the water or sewer

Note: Lines are assessed at the time of the water or sewer

Note: Lines are assessed at the time of the water or sewer

Note: Lines are assessed at the time of the water or sewer

Note: Lines are assessed at the time of the water or sewer

Note: Lines are assessed at the time of the water or sewer

Note: Lines are assessed at the time of the water or sewer

Note: Lines are assessed at the time of the water or sewer

Note: Lines are assessed at the time of the water or sewer

Note: Lines are assessed at the time of the water or sewer

Note: Lines are assessed at the time of the water or sewer

Note: Lines are assessed at the time of the water or sewer

Note: Lines are assessed at the time of the water or sewer

Note: Lines are assessed at the time of the water or sewer

Note: Lines are assessed at the time of the water or sewer

Note: Lines are assessed at the time of the water or sewer

Note: Lines are assessed at the time of the water or sewer

CITY OF ASHEBORO - V

WATER AND SEWER RATES

METER RATES FOR WATER & SEWER

(Effective 7-1-2017)

Inside City Limit Rates:
 From: 0-100
 From: 101-1000
 Outside City Limit Rates:
 From: 0-100
 From: 101-1000

Consumption Charge Rate Increase:
 New CCF (Household) (Water & Sewer)
 Single Family Residence:
 Multi-family Residential:
 Commercial (<= 2,500 CCF monthly)
 Commercial (> 2,500 CCF monthly)
 Commercial (<= 2,500 CCF monthly)
 Commercial (> 2,500 CCF monthly)

Sewer Only Rates:
 Inside Sewer Only - per dwelling
 Outside Sewer Only - per dwelling

Miscellaneous Fees and Other:
 Late Fee: Tier 1 \$10 assessed on all accounts
 Late Fee: Tier 2 \$25 assessed on all accounts
 Return Check / Draft Fee: \$25
 Deposit for Service: \$140 for locations inside
 Taper Fee: \$150 first occurrence, \$1

Payment in full due on the 15th day of the month
 Not RECEIVED by the payment. Payment dates are to all accounts past due on the 15th day after the bill should be drop box or Credit Card for last time use of business on the 15th day after the bill is received. Payment is not required to be made in advance of any situation.

Payment by Draft is highly encouraged as given a
 Adjustment, when applicable, are given a

After Hours Service:
 For after hour water leaks, sewer stoppage a City of Asheville Maintenance employee

CONTACT INFORMATION:
 Billing Department: 336-636-1222
 Maintenance Department: 336-636-1233
 For inquiries on Sanitation Department: 336-636-1233

PAYMENT MAILING ADDRESS:
 CITY OF ASHEBORO
 PO BOX 3638
 Asheville, NC 27004-2638

Note: Lines are assessed at the time of the water or sewer

Note: Lines are assessed at the time of the water or sewer

Note: Lines are assessed at the time of the water or sewer

Note: Lines are assessed at the time of the water or sewer

Note: Lines are assessed at the time of the water or sewer

Note: Lines are assessed at the time of the water or sewer

Note: Lines are assessed at the time of the water or sewer

Note: Lines are assessed at the time of the water or sewer

Note: Lines are assessed at the time of the water or sewer

Note: Lines are assessed at the time of the water or sewer

Note: Lines are assessed at the time of the water or sewer

Note: Lines are assessed at the time of the water or sewer

Note: Lines are assessed at the time of the water or sewer

Note: Lines are assessed at the time of the water or sewer

Note: Lines are assessed at the time of the water or sewer

Note: Lines are assessed at the time of the water or sewer

Note: Lines are assessed at the time of the water or sewer

Note: Lines are assessed at the time of the water or sewer

Note: Lines are assessed at the time of the water or sewer

Note: Lines are assessed at the time of the water or sewer

Note: Lines are assessed at the time of the water or sewer

Note: Lines are assessed at the time of the water or sewer

Note: Lines are assessed at the time of the water or sewer

Note: Lines are assessed at the time of the water or sewer

CONSUMPTION CHARGE RATE INCREASE

New CCF (Household) (Water & Sewer)
 Single Family Residence:
 Multi-family Residential:
 Commercial (<= 2,500 CCF monthly)
 Commercial (> 2,500 CCF monthly)
 Commercial (<= 2,500 CCF monthly)
 Commercial (> 2,500 CCF monthly)

Sewer Only Rates:
 Inside Sewer Only - per dwelling
 Outside Sewer Only - per dwelling

Miscellaneous Fees and Other:
 Late Fee: Tier 1 \$10 assessed on all accounts
 Late Fee: Tier 2 \$25 assessed on all accounts
 Return Check / Draft Fee: \$25
 Deposit for Service: \$140 for locations inside
 Taper Fee: \$150 first occurrence, \$1

Payment in full due on the 15th day of the month
 Not RECEIVED by the payment. Payment dates are to all accounts past due on the 15th day after the bill should be drop box or Credit Card for last time use of business on the 15th day after the bill is received. Payment is not required to be made in advance of any situation.

Payment by Draft is highly encouraged as given a
 Adjustment, when applicable, are given a

After Hours Service:
 For after hour water leaks, sewer stoppage a City of Asheville Maintenance employee

CONTACT INFORMATION:
 Billing Department: 336-636-1222
 Maintenance Department: 336-636-1233
 For inquiries on Sanitation Department: 336-636-1233

PAYMENT MAILING ADDRESS:
 CITY OF ASHEBORO
 PO BOX 3638
 Asheville, NC 27004-2638

Note: Lines are assessed at the time of the water or sewer

Note: Lines are assessed at the time of the water or sewer

Note: Lines are assessed at the time of the water or sewer

Note: Lines are assessed at the time of the water or sewer

Note: Lines are assessed at the time of the water or sewer

Note: Lines are assessed at the time of the water or sewer

Note: Lines are assessed at the time of the water or sewer

Note: Lines are assessed at the time of the water or sewer

Note: Lines are assessed at the time of the water or sewer

Note: Lines are assessed at the time of the water or sewer

Note: Lines are assessed at the time of the water or sewer

Note: Lines are assessed at the time of the water or sewer

Note: Lines are assessed at the time of the water or sewer

Note: Lines are assessed at the time of the water or sewer

Note: Lines are assessed at the time of the water or sewer

Note: Lines are assessed at the time of the water or sewer

Note: Lines are assessed at the time of the water or sewer

Note: Lines are assessed at the time of the water or sewer

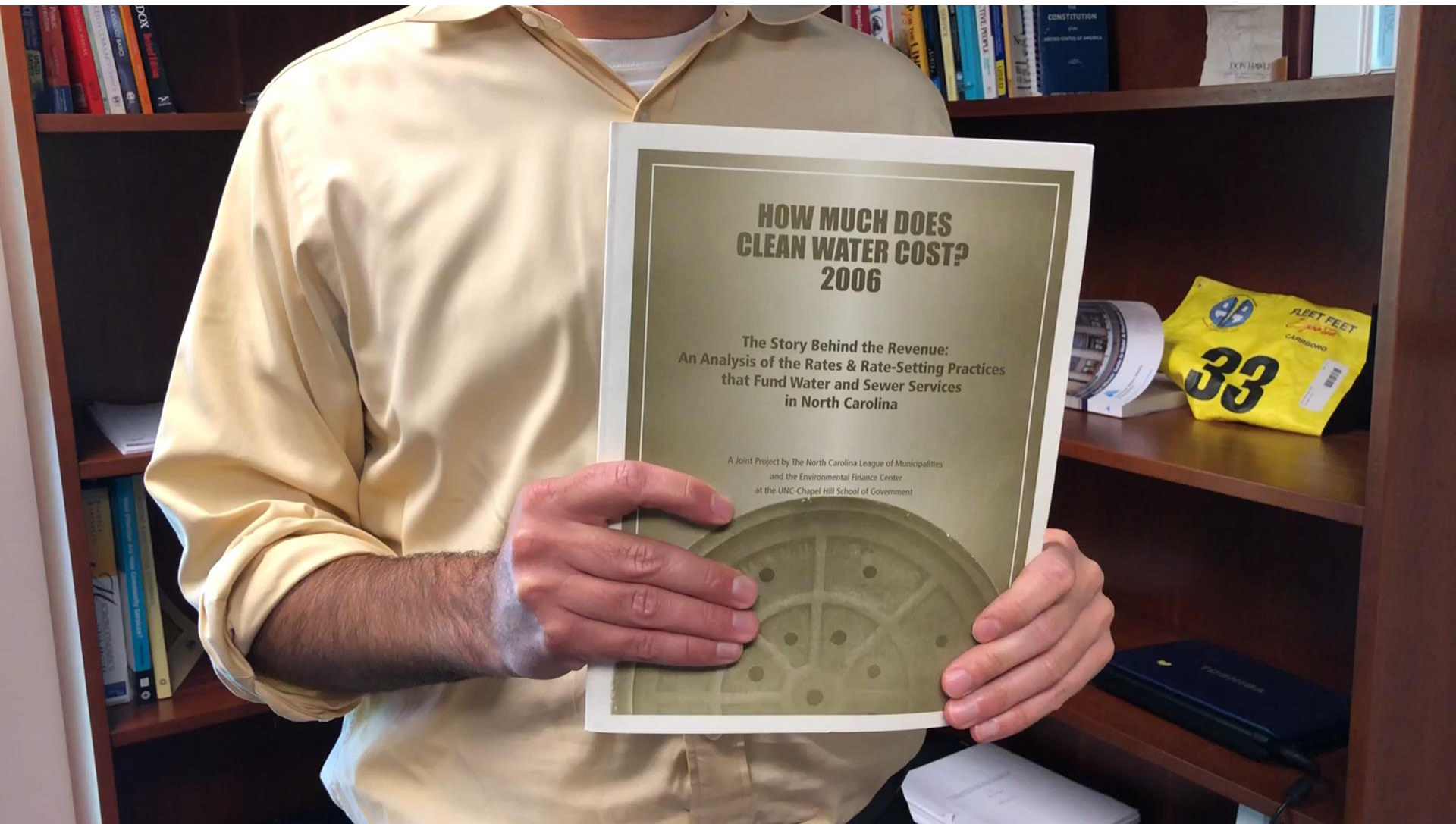
Note: Lines are assessed at the time of the water or sewer

Note: Lines are assessed at the time of the water or sewer

Note: Lines are assessed at the time of the water or sewer


Note: Lines are assessed at the time of the water or sewer

Note:







Water
Rate



Neighboring
system on one
side



Neighboring
system on the
other side




Are our
rates right?



Better translation:

Do rates cover the
full cost of the
system today and
into the future?

Do rates help meet
system objectives?



Are our
rates right?



Better translation:

And if we must
compare rates,
let's compare rates
to similar systems,
not to neighbors



TOWN OF AUTRYVILLE

215 South Gray Street
Post Office Drawer 10
Autryville, North Carolina 28318

Mayor: Rev. Larry Autry
910-825-4567
Fax: 910-825-0244

WATER RATES

Effective 7-1-2016

INSIDE TOWN:

0-1000 GALLONS MINIMUM	\$20.36
RATE PER/1000 GALLONS	\$7.25
RATE PER/1000 GALLONS >> (20,000)	\$7.75

OUTSIDE TOWN:

0-1000 GALLONS MINIMUM	\$25.45
RATE PER/1000 GALLONS	\$9.06
RATE PER/1000 GALLONS >> (20,000)	\$9.68

GARBAGE RATE (OUT OF TOWN)

Effective 7-1-2016


\$20.00

The rate sheet is just one piece of data for systems. There are others that we use to help systems make better financial decisions

BAVARIA
STATEMENT OF REVENUES, EXPENSES AND CHANGES IN FUND ASSETS
PROPRIETARY FUND
FOR THE YEAR ENDED JUNE 30, 2011

	Water and Sewer Enterprise Fund
Operating Revenue	
Charges for Service	\$ 695,787
Connection Fees	10,134
Miscellaneous Income	<u>4,051</u>
Total Operating Revenue	709,972
Operating expenses	
Personal services	
Compensation	163,339
Employment Taxes	11,220
Benefits	<u>34,599</u>
Total Personal Services	209,158
Other Operating expenses	
Purchased Water	8,922
Supplies	32,076
Repairs and Maintenance	63,788
Utilities	118,895
Miscellaneous	11,788
Depreciation	212,251
Insurance	10,369
Engineering, Lab Fees and Training	<u>4,086</u>
Total other operating expenses	<u>462,175</u>
Total Operating Expenses	<u>671,333</u>
Operating Income (loss)	38,639
Nonoperating revenues (expenses)	
Interest Income	3,196
Interest Expense	<u>(40,571)</u>
Total NonOperating Revenues (Expenses)	(37,375)
Transfer In	716,475
Transfer Out	<u>(1,000)</u>
Change in Fund Net Assets	716,739
Fund Net Assets- Beginning	<u>3,916,340</u>

Financial statements and budgets can help us understand the financial position of the water system



SDWIS for
characteristics of
the water system



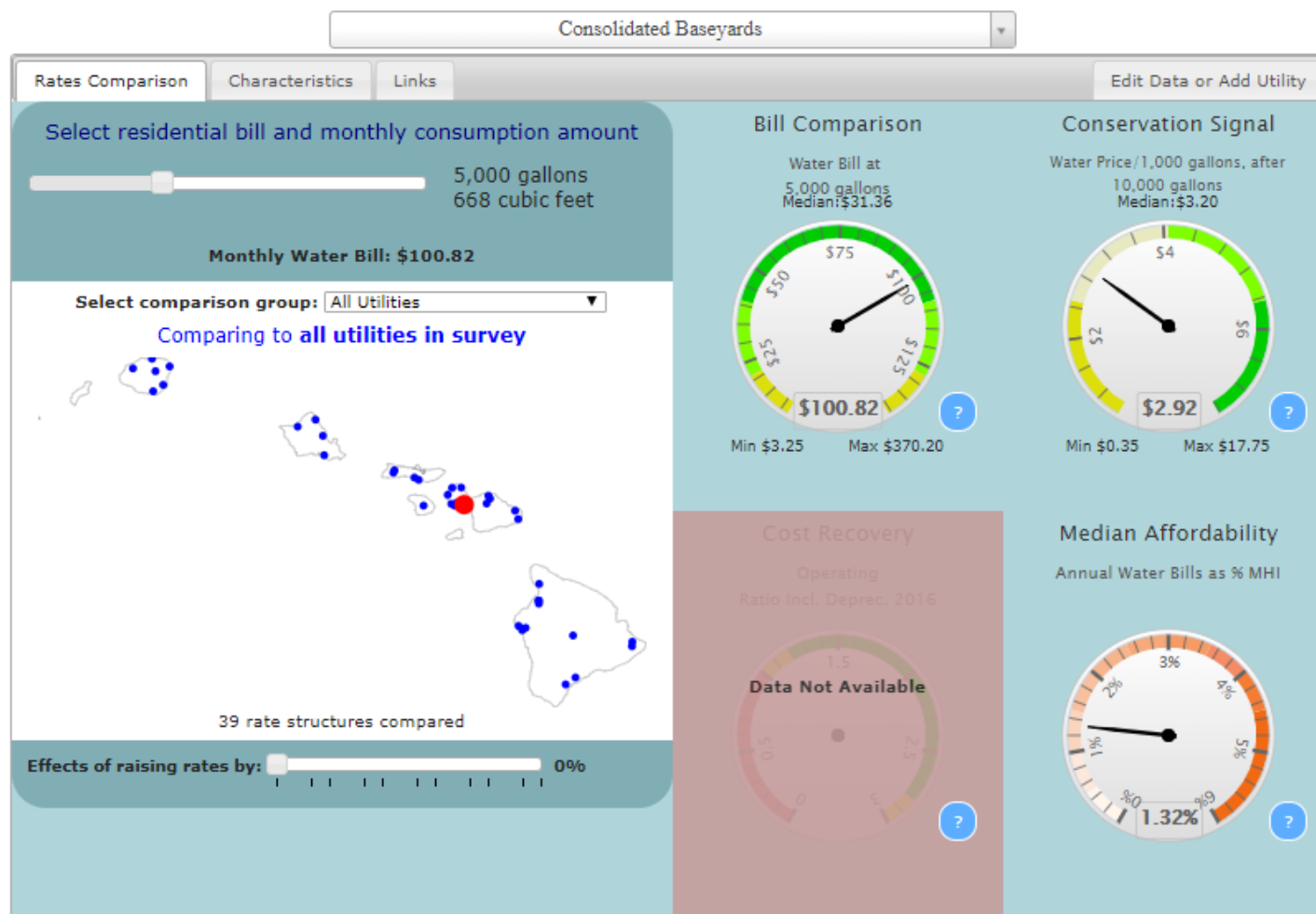
Census for
information on the
community served



SCHOOL OF GOVERNMENT
Environmental Finance Center

HI Water Rates Dashboard

Rates as of July 1, 2016
Dashboard updated: August 15, 2017



Copyright (c) 2018 Environmental Finance Center at the University of North Carolina, Chapel Hill.

<https://efc.sog.unc.edu/resource/hawaii-water-rates-dashboard>



Hawai'i Rates Dashboard

Glenn Barnes

Environmental Finance Center

The University of North Carolina at Chapel Hill

919-962-2789

glennbarnes@sog.unc.edu